

# How to Use

- You can either print the pages out, or show them to the student on a computer, Smartphone, or tablet (such as iPad or [KindleFire](#)). My students seem to enjoy viewing it on a computer, phone, or tablet, but do whatever works best for your child.
- Read the story with your child to help him or her know what to expect during the holiday season. This story is designed to help a child know to say “thank you” when receiving a gift, and to know that some gifts are for other children. ***There is a copy of the gift tag pictured in the story on page 3. You can print and cut out this tag and put it on your child’s gift, so that he or she knows which gifts are his or hers. You can also place your child’s photo on the tag.***
- **If you are printing the story, write in your child’s name on the tag on pages 11 and 12.**
- This activity is part of a series of activities about Christmas. You can find the rest of these activities here:  
[http://www.PositivelyAutism.com/free/unit\\_christmas.html](http://www.PositivelyAutism.com/free/unit_christmas.html)



# Help Keep [PositivelyAutism.com](http://www.positivelyautism.com)'s



## Resources Free!




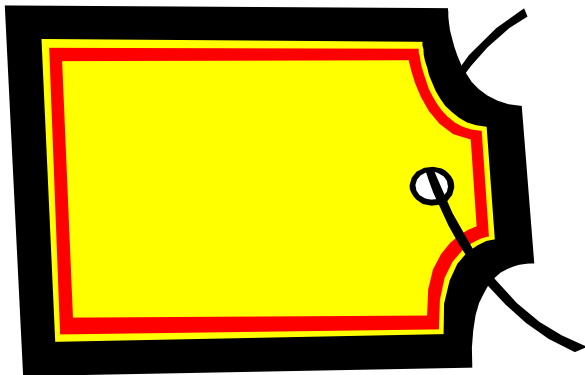

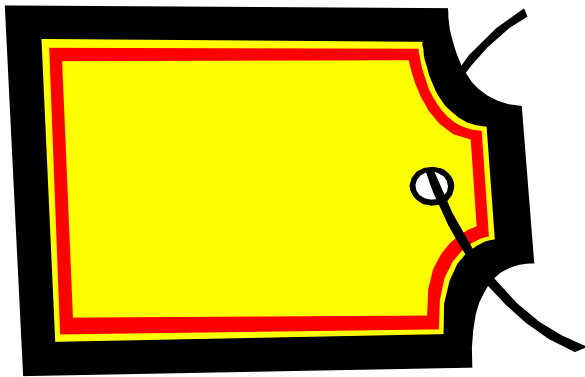
- **Amazon.com** will donate a percentage of all your purchases to Positively Autism! Start your Amazon shopping at [this link](#) for us to get credit.
- Purchase our [Christmas tree token economy point chart](#). Sale priced during December!
- Take our **online training classes** on helpful teaching and early intervention strategies for students with autism.

<http://www.positivelyautism.com/training/>

Thank you!

# Gift Tags

These are copies of the gift tag pictured in the story. Print, cut out, and write your child's name on the tag to help him or her recognize which gifts are his or hers. You can also put the child's picture on each tag after you print.







Getting Presents at Christmas

At Christmas, many children get presents.



A present is a box wrapped in paper or a bag. Inside the box or bag may be a toy, a book, a game, or maybe clothes.



Presents are usually put under a Christmas tree until we are ready to open them.



My parents or family will tell me when it is time to open the presents.





When I open a present, it is nice to say,  
“Thank you!”


Thank you!



Other kids get presents too. Their presents may be under the Christmas tree with mine.



I will know a present is for me when I see a tag on the present that has my name on it.



I can only open the presents that have  
my name.



Other people will open presents with their name.



I am learning about getting presents at Christmas.

